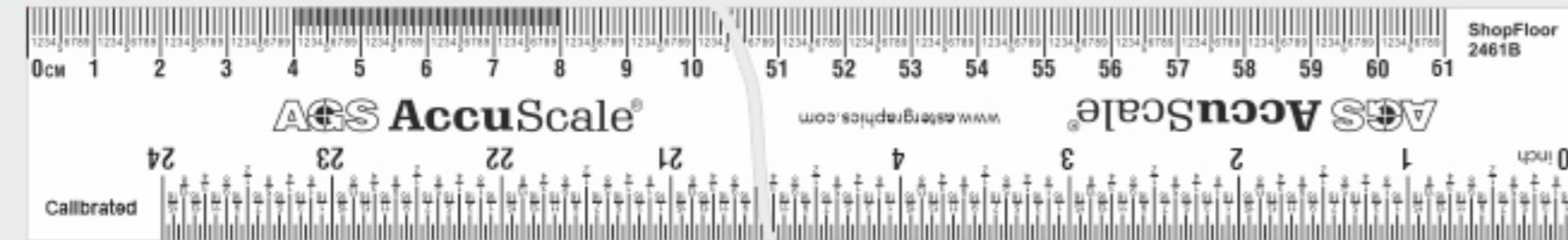
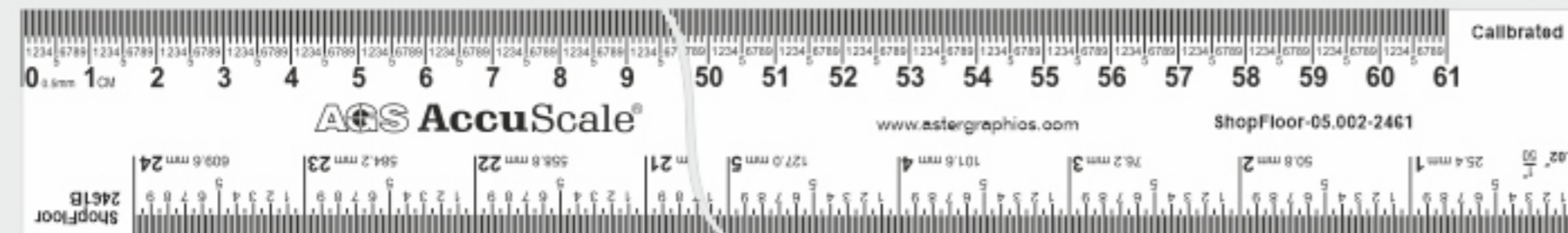


AGS AccuScale® Precision-Engineered Measuring Scale

AccuScales for Shop floor

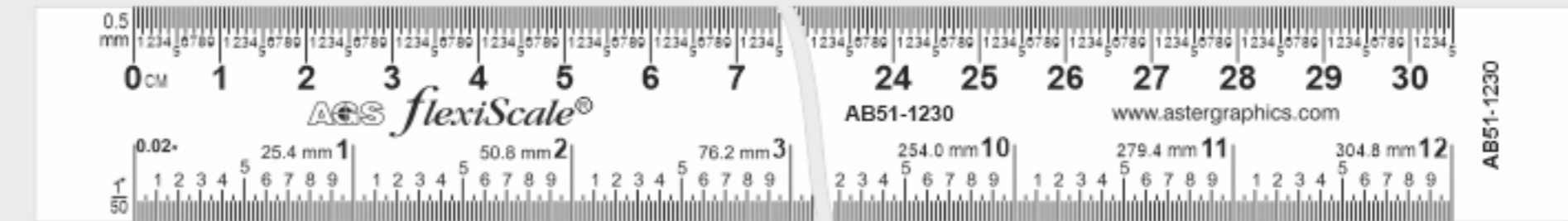


AccuScale ShopFloor-AB32 - L/c 1.0 mm on one edge, and 1/32" on other edge, Left to right reading. **Material** - Polycarbonate + White Polyester laminate. Flush ends make it easy to take inside measurements. **Lengths available** - 12"/300mm, 18"/450mm, 24"/600 mm, 36"/920mm, and 42"/1060mm. **Comes with Calibration Report.**



AccuScale ShopFloor-AB52- L/c 0.5 mm on one edge, and 0.02"-1/50" on other edge, Left to right reading. **Material** - Polycarbonate + White Polyester laminate. Flush ends make it easy to take inside measurements. **Lengths available** - 12"/300mm, 18"/450mm, 24"/600 mm, 36"/920mm, and 42"/1060mm. **Comes with Calibration Report.**

AccuScale Polycarbonate (transparent)



AccuScale AB51 - L/c 0.5mm on upper edge, Left to Right reading and L/c 0.02" on lower edge Left to right reading on transparent **PC + PE laminate**. **Lengths available** - 12"/305mm, 18"/450mm, 24"/601 mm, 36"/920mm, 42"/1060mm. **Comes with Calibration Report.**

AccuScale SS



AccuScale SS-1230 - L/c 1.0 mm on upper edge, and L/c 0.02" 1/50" on lower edge. Both scales Left to right reading. **Material** - **SS-304**. **Lengths available** - 12"/300mm, 18"/450mm, 24"/600 mm, 36"/920mm, and 42"/1060mm. **Comes with Calibration Report.**